



TAPPING CHUCKS



2022 Catalog

World-class products

Precise quality

Satisfied customer



TAPPING CHUCKS

Table of contents

Description	Page
WFLK - Tapping Chucks	
BT (DIN ISO 7388-2) (MAS 403)	5
BT30 Tapping Chucks	5
BT40 Tapping Chucks	5
BT50 Tapping Chucks	5
SK (DIN ISO 7388-1) (DIN 69871)	6
SK30 Tapping chucks.....	6
SK40 Tapping Chucks	6
SK50 Tapping Chucks	6
HSK (DIN 69893)	7
HSK A50 Tapping Chucks	7
HSK A63 Tapping Chucks	7
HSK A100 Tapping Chucks	7
PARALLEL SHANK (DIN1835 B+E)	8
PARALLEL SHANK - Tapping chucks	8
VDI (DIN69880)	8
VDI SHANK - Tapping Chucks	8
WES1B - Quick Change Tap Adaptor With Clutch	
WES1B - Tap adaptor with clutch	9
WES2B - Quick Change Tap Adaptor With Clutch	
WES2B - Tap adaptor with clutch	10
WE1B - Quick Change Tap Adaptor Without Clutch	
WE1B - Tap adaptor without clutch	11
WE2B - Quick Change Tap Adaptor Without Clutch	
WE2B - Tap adaptor without clutch	12
TAPSHK - Tap Shank Dimensions	
TAP SHANK DIMENSIONS TO - ISO / DIN / JIS	13
STC - Synchro Chucks	
BT (DIN ISO 7388-2) (MAS 403)	15
BT40 - synchro chucks.....	15
BT50 - Synchro chucks	15
SK (DIN ISO 7388-1) (DIN 69871)	16
SK40 - Synchro chucks	16
SK50 - Synchro chucks	16
HSK (DIN 69893)	17
HSK A63 - Synchro chucks	17
HSK A100 - Synchro chucks	17
PARALLEL SHANK (DIN1835 B+E)	18
PARALLEL SHANK - Synchro chucks.....	18

TAPPING CHUCKS

*Falcon quick change tapping chucks type WFLK are mainly used in CNC milling, CNC lathe and in conventional drilling machine.

*This quick change feature with length compensation is suitable for various adaptors

*Length compensating quick-change holders available with tension/compression feature that compensates for differences between tap pitch and machine feed.

*These chucks can be applied vertically & horizontally.

*These chucks can be used for doing right & left hand threads.

*The chucks cutting pressure can be adjusted to ensure positive start while starting tapping cycle.

*These chucks are available in

*BT(MAS 403)

*SK(DIN69871)

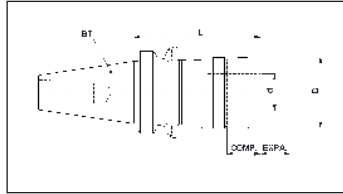
*HSK A(69893)

*PARALLEL SHANKS (DIN1835 FORM-B & FORM-E).

TAPPING CHUCKS

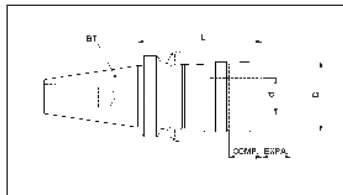
BT (DIN ISO 7388-2) (MAS 403)

BT30 Tapping Chucks



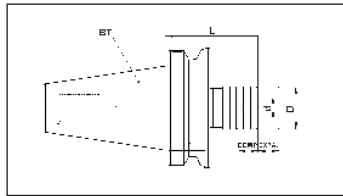
Part No.	Product name	Taper	D	d.	L	Tap Size	Compression	Expansion	Adaptor Model	Kgs	Group
F1B301X-WFLK1064	BT30 TAPPING CHUCK WFLK SIZE1 064	30	36	19	64	M3 - M12	7.5	7.5	WE1 / WES1B	0.57	B7000

BT40 Tapping Chucks



Part No.	Product name	Taper	D	d.	L	Tap Size	Compression	Expansion	Adaptor Model	Kgs	Group
F1B401X-WFLK1068	BT40 TAPPING CHUCK WFLK SIZE1 068	40	36	19	67.5	M3 - M12	7.5	7.5	WE1 / WES1B	1.16	B7000
F1B401X-WFLK2095	BT40 TAPPING CHUCK WFLK SIZE2 095	40	53	31	94.5	M5 - M20	12.5	12.5	WE2 / WES2B	1.61	B7000

BT50 Tapping Chucks

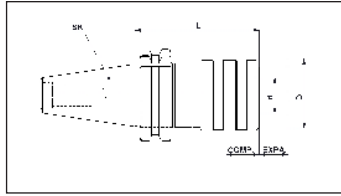


Part No.	Product name	Taper	D	d.	L	Tap Size	Compression	Expansion	Adaptor Model	Kgs	Group
F1B501X-WFLK1078	BT50 TAPPING CHUCK WFLK SIZE1 078	50	36	19	78	M3 - M12	7.5	7.5	WE1 / WES1B	3.77	B7000
F1B501X-WFLK2103	BT50 TAPPING CHUCK WFLK SIZE2 103	50	53	31	102.5	M5 - M20	12.5	12.5	WE2 / WES2B	4.08	B7000

TAPPING CHUCKS

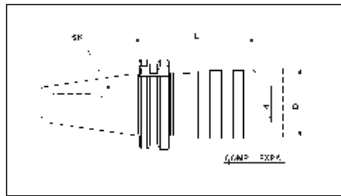
SK (DIN ISO 7388-1) (DIN 69871)

SK30 Tapping chucks



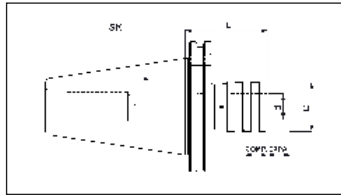
Part No.	Product name	Taper	D	d.	L	Tap Size	Compression	Expansion	Adaptor Model	Kgs	Group
F1S301X-WFLK1064	SK30 TAPPING CHUCK WFLK SIZE1 064	30	36	19	64	M3 - M12	7.5	7.5	WE1 / WES1B	0.58	B7000

SK40 Tapping Chucks



Part No.	Product name	Taper	D	d.	L	Tap Size	Compression	Expansion	Adaptor Model	Kgs	Group
F1S401X-WFLK1060	SK40 TAPPING CHUCK WFLK SIZE1 060	40	36	19	60	M3 - M12	7.5	7.5	WE1 / WES1B	1.0	B7000
F1S401X-WFLK2098	SK40 TAPPING CHUCK WFLK SIZE2 098	40	53	31	98	M5 - M20	12.5	12.5	WE2 / WES2B	1.45	B7000

SK50 Tapping Chucks

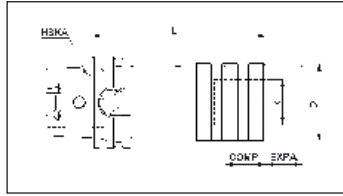


Part No.	Product name	Taper	D	d.	L	Tap Size	Compression	Expansion	Adaptor Model	Kgs	Group
F1S501X-WFLK1060	SK50 TAPPING CHUCK WFLK SIZE1 060	50	36	19	60	M3 - M12	7.5	7.5	WE1 / WES1B	2.82	B7000
F1S501X-WFLK2084	SK50 TAPPING CHUCK WFLK SIZE2 084	50	53	31	84	M5 - M20	12.5	12.5	WE2 / WES2B	3.24	B7000

TAPPING CHUCKS

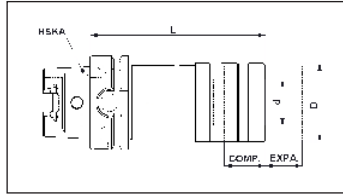
HSK (DIN 69893)

HSK A50 Tapping Chucks



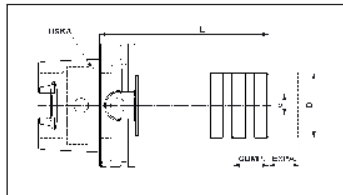
Part No.	Product name	Taper	D	d.	L	Tap Size	Compression	Expansion	Adaptor Model	Kgs	Group
F1A050X-WFLK1076	HSK A50 TAPPING CHUCK WFLK SIZE1 081	A50	36	19	76	M3 – M12	7.5	7.5	WE1 / WES1B	0.62	B7000
F1A050X-WFLK2123	HSK A50 TAPPING CHUCK WFLK SIZE2 123	A50	53	31	123	M5 – M20	12.5	12.5	WE2 / WES2B	0.93	B7000

HSK A63 Tapping Chucks



Part No.	Product name	Taper	D	d.	L	Tap Size	Compression	Expansion	Adaptor Model	Kgs	Group
F1A063X-WFLK1081	HSK A63 TAPPING CHUCK WFLK SIZE1 081	A63	36	19	81	M3 – M12	7.5	7.5	WE1 / WES1B	1.12	B7000
F1A063X-WFLK2119	HSK A63 TAPPING CHUCK WFLK SIZE2 119	A63	53	31	119	M5 – M20	12.5	12.5	WE2 / WES2B	1.40	B7000

HSK A100 Tapping Chucks

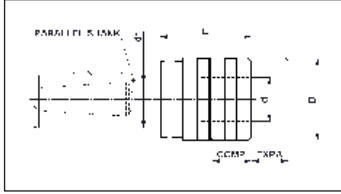


Part No.	Product name	Taper	D	d.	L	Tap Size	Compression	Expansion	Adaptor Model	Kgs	Group
F1A100X-WFLK1090	HSK A100 TAPPING CHUCK WFLK SIZE1 090	A100	36	19	90	M3 – M12	7.5	7.5	WE1 / WES1B	2.56	B7000
F1A100X-WFLK2138	HSK A100 TAPPING CHUCK WFLK SIZE2 138	A100	53	31	138	M5 – M20	12.5	12.5	WE2 / WES2B	3.45	B7000

TAPPING CHUCKS

PARALLEL SHANK (DIN1835 B+E)

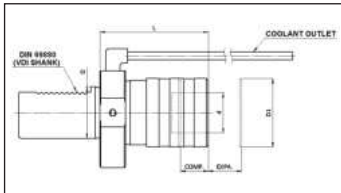
PARALLEL SHANK - Tapping chucks



Part No.	Product name	D1	D	d.	L	Tap Size	Compression	Expansion	Adaptor Model	Kgs	Group
F1PS25X-WFLK1040	PARALLEL SHANK25 TAPPING CHUCK WFLK SIZE1 040	25	36	19	40	M3 - M12	7.5	7.5	WE1 / WES1B	0.5	B7000
F1PS25X-WFLK2063	PARALLEL SHANK25 TAPPING CHUCK WFLK SIZE2 063	25	53	31	63	M5 - M20	12.5	12.5	WE2 / WES2B	0.9	B7000
F1PS32X-WFLK1040	PARALLEL SHANK32 TAPPING CHUCK WFLK SIZE1 040	32	36	19	40	M3 - M12	7.5	7.5	WE1 / WES1B	0.90	B7000
F1PS32X-WFLK2063	PARALLEL SHANK32 TAPPING CHUCK WFLK SIZE 2 063	32	53	31	63	M5 - M20	12.5	12.5	WE2 / WES2B	0.98	B7000
F1PS40X-WFLK1040	PARALLEL SHANK40 TAPPING CHUCK WFLK SIZE2 063	40	36	19	40	M3-M12	7.5	7.5	WE1 / WES1B	0.87	B7000
F1PS40X-WFLK2063	PARALLEL SHANK40 TAPPING CHUCK WFLK SIZE2 063	40	53	31	63	M5 - M20	12.5	12.5	WE2 / WES2B	1.0	B7000

VDI (DIN69880)

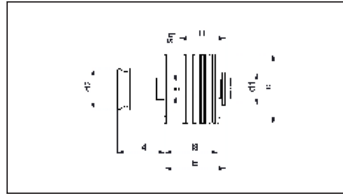
VDI SHANK - Tapping Chucks



Part No.	Product name	D	d.	D1	L	Tap Size	Compression	Expansion	Adaptor Model	Kgs	Group
F1VD30X-WFLK1062	VDI30 TAPPING CHUCK WFLK SIZE1 062	VDI30	19	36	61.5	M3-M12	7.5	7.5	WE1 / WES1B	1.20	B7000
F1VD30X-WFLK2084	VDI30 TAPPING CHUCK WFLK SIZE2 084	VDI30	31	53	84	M5-M20	7.5	7.5	WE2 / WES2B	1.23	B7000
F1VD40X-WFLK1062	VDI40 TAPPING CHUCK WFLK SIZE1 062	VDI40	19	36	61.5	M3-M12	7.5	7.5	WE1B / WES1B	1.52	B7000
F1VD40X-WFLK2084	VDI40 TAPPING CHUCK WFLK SIZE2 084	VDI40	31	53	84	M5-M20	7.5	7.5	WE2B / WES2B	1.81	B7000
F1VD50X-WFLK1062	VDI50 TAPPING CHUCK WFLK SIZE1 062	VDI50	19	36	61.5	M3-M12	7.5	7.5	WE1B / WES1B	2.10	B7000
F1VD50X-WFLK2080	VDI50 TAPPING CHUCK WFLK SIZE2 080	VDI50	31	53	80	M5-M20	7.5	7.5	WE2B / WES2B	2.32	B7000

TAPPING CHUCKS

WES1B - Tap adaptor with clutch



ADAPTOR TYPE	TAP RANGE	d	d1	d2	l1	l3	l4	l5
FWES 1B	M3-M12	32	18.4	19	17	24.5	21.5	25

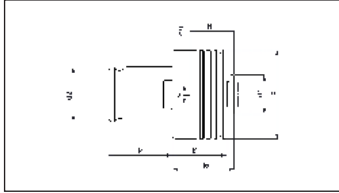
Part No.	Product name	DIA	SQ	Tap Size	Kgs	Group
F18822-77101	WES1B TAP ADAPTOR DIA 2.5 X SQ 2.1 M1.8	2.5	2.1	M1.8	0.15	B7000
F18822-77102	WES1B TAP ADAPTOR DIA 2.5 X SQ 2.1 M2	2.5	2.1	M2	0.15	B7000
F18822-77103	WES1B TAP ADAPTOR DIA 2.8 X SQ 2.1 M2	2.8	2.1	M2	0.15	B7000
F18822-77104	WES1B TAP ADAPTOR DIA 2.8 X SQ 2.1 M3	2.8	2.1	M3	0.15	B7000
F18822-77105	WES1B TAP ADAPTOR DIA 3.15 X SQ 2.5 M3	3.15	2.5	M3	0.15	B7000
F18822-77106	WES1B TAP ADAPTOR DIA 3.15 X SQ 2.5 M4	3.15	2.5	M4	0.15	B7000
F18822-77107	WES1B TAP ADAPTOR DIA 3.5 X SQ 2.7 M3	3.5	2.7	M3	0.15	B7000
F18822-77108	WES1B TAP ADAPTOR DIA 3.5 X SQ 2.7 M5	3.5	2.7	M5	0.15	B7000
F18822-77109	WES1B TAP ADAPTOR DIA 3.55 X SQ 2.8 M3.5	3.55	2.8	M3.5	0.15	B7000
F18822-77110	WES1B TAP ADAPTOR DIA 3.55 X SQ 2.8 M4.5	3.55	2.8	M4.5	0.15	B7000
F18822-77111	WES1B TAP ADAPTOR DIA 4.0 X SQ 3.0 M3	4.0	3.0	M3	0.15	B7000
F18822-77112	WES1B TAP ADAPTOR DIA 4.0 X SQ 3.0 M3.5	4.0	3.0	M3.5	0.15	B7000
F18822-77113	WES1B TAP ADAPTOR DIA 4.0 X SQ 3.0 M4	4.0	3.0	M4	0.15	B7000
F18822-77114	WES1B TAP ADAPTOR DIA 4.0 X SQ 3.15 M4	4.0	3.15	M4	0.15	B7000
F18822-77115	WES1B TAP ADAPTOR DIA 4.0 X SQ 3.15 M5	4.0	3.15	M5	0.15	B7000
F18822-77116	WES1B TAP ADAPTOR DIA 4.0 X SQ 3.2 M3	4.0	3.2	M3	0.15	B7000
F18822-77117	WES1B TAP ADAPTOR DIA 4.5 X SQ 3.4 M4	4.5	3.4	M4	0.15	B7000
F18822-77118	WES1B TAP ADAPTOR DIA 4.5 X SQ 3.4 M6	4.5	3.4	M6	0.15	B7000
F18822-77119	WES1B TAP ADAPTOR DIA 4.5 X SQ 3.55 M6	4.5	3.55	M6	0.15	B7000
F18822-77120	WES1B TAP ADAPTOR DIA 5.0 X SQ 4.0 M4	5.0	4.0	M4	0.15	B7000
F18822-77121	WES1B TAP ADAPTOR DIA 5.0 X SQ 4.0 M4.5	5.0	4.0	M4.5	0.15	B7000
F18822-77122	WES1B TAP ADAPTOR DIA 5.0 X SQ 4.0 M5	5.0	4.0	M5	0.15	B7000
F18822-77123	WES1B TAP ADAPTOR DIA 5.5 X SQ 4.5 M5	5.5	4.5	M5	0.15	B7000
F18822-77124	WES1B TAP ADAPTOR DIA 5.5 X SQ 4.5 M5.5	5.5	4.5	M5.5	0.15	B7000
F18822-77125	WES1B TAP ADAPTOR DIA 5.6 X SQ 4.5 M7	5.6	4.5	M7	0.15	B7000
F18822-77126	WES1B TAP ADAPTOR DIA 6.0 X SQ 4.5 M6	6.0	4.5	M6	0.15	B7000
F18822-77127	WES1B TAP ADAPTOR DIA 6.0 X SQ 4.9 M5	6.0	4.5	M5	0.15	B7000
F18822-77128	WES1B TAP ADAPTOR DIA 6.0 X SQ 4.9 M6	6.0	4.9	M6	0.15	B7000
F18822-77129	WES1B TAP ADAPTOR DIA 6.0 X SQ 4.9 M8	6.0	4.9	M8	0.15	B7000
F18822-77132	WES1B TAP ADAPTOR DIA 6.2 X SQ 5.0 M7	6.2	5.0	M7	0.15	B7000
F18822-77133	WES1B TAP ADAPTOR DIA 6.2 X SQ 5.0 M8	6.2	5.0	M8	0.15	B7000
F18822-77134	WES1B TAP ADAPTOR DIA 6.3 X SQ 5.0 M6	6.3	5.0	M6	0.15	B7000
F18822-77135	WES1B TAP ADAPTOR DIA 6.3 X SQ 5.0 M8	6.3	5.0	M8	0.15	B7000
F18822-77136	WES1B TAP ADAPTOR DIA 7.0 X SQ 5.5 M9	7.0	5.5	M9	0.15	B7000
F18822-77137	WES1B TAP ADAPTOR DIA 7.0 X SQ 5.5 M10	7.0	5.5	M10	0.15	B7000
F18822-77138	WES1B TAP ADAPTOR DIA 7.1 X SQ 5.6 M7	7.1	5.6	M7	0.15	B7000
F18822-77139	WES1B TAP ADAPTOR DIA 8.0 X SQ 6.0 M11	8.0	6.0	M11	0.15	B7000
F18822-77140	WES1B TAP ADAPTOR DIA 8.0 X SQ 6.2 M11	8.0	6.2	M11	0.15	B7000
F18822-77141	WES1B TAP ADAPTOR DIA 8.0 X SQ 6.2 M8	8.0	6.2	M8	0.15	B7000
F18822-77142	WES1B TAP ADAPTOR DIA 8.0 X SQ 6.3 M8	8.0	6.3	M8	0.15	B7000
F18822-77143	WES1B TAP ADAPTOR DIA 8.0 X SQ 6.3 M10	8.0	6.3	M10	0.15	B7000
F18822-77144	WES1B TAP ADAPTOR DIA 8.5 X SQ 6.5 M12	8.5	6.5	M12	0.15	B7000
F18822-77145	WES1B TAP ADAPTOR DIA 9.0 X SQ 7.0 M12	9.0	7.0	M12	0.15	B7000
F18822-77146	WES1B TAP ADAPTOR DIA 9.0 X SQ 7.1 M12	9.0	7.1	M12	0.15	B7000
F18822-77147	WES1B TAP ADAPTOR DIA 10 X SQ 8.0 M10	10.0	8.0	M10	0.15	B7000
F18822-77148	WES1B TAP ADAPTOR DIA 10.5 X SQ 8.0 M14	10.5	8.0	M14	0.15	B7000
F18822-77149	WES1B TAP ADAPTOR DIA 10.5 X SQ 8.0 M15	10.5	8.0	M15	0.15	B7000
F18822-77150	WES1B TAP ADAPTOR DIA 11.0 X SQ 9.0 M14	11.0	9.0	M14	0.15	B7000
F18822-77151	WES1B TAP ADAPTOR DIA 11.2 X SQ 9.0 M14	11.2	9.0	M14	0.15	B7000

WES1B Quick Change Tap Adaptor With Clutch

TAPPING CHUCKS

WES2B Quick Change Tap Adaptor With Clutch

WES2B - Tap adaptor with clutch

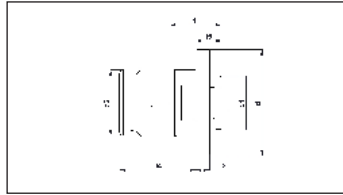


ADAPTOR RANGE	TAP RANGE	d	d1	d2	l1	l3	l4	l5
FWES 2B	M5-M20	50	30	31	30	30.5	36	33

Part No.	Product name	DIA	SQ	Tap Size	Kgs	Group
F18823-77127	WES2B TAP ADAPTOR DIA 6.0 X SQ 4.9 M5	6.0	4.9	M5	0.55	B7000
F18823-77128	WES2B TAP ADAPTOR DIA 6.0 X SQ 4.9 M6	6.0	4.9	M6	0.55	B7000
F18823-77129	WES2B TAP ADAPTOR DIA 6.0 X SQ 4.9 M8	6.0	4.9	M8	0.55	B7000
F18823-77132	WES2B TAP ADAPTOR DIA 6.2 X SQ 5.0 M7	6.2	5.0	M7	0.55	B7000
F18823-77133	WES2B TAP ADAPTOR DIA 6.2 X SQ 5.0 M8	6.2	5.0	M8	0.55	B7000
F18823-77134	WES2B TAP ADAPTOR DIA 6.3 X SQ 5.0 M6	6.3	5.0	M6	0.55	B7000
F18823-77136	WES2B TAP ADAPTOR DIA 7.0 X SQ 5.5 M9	7.0	5.5	M9	0.55	B7000
F18823-77137	WES2B TAP ADAPTOR DIA 7.0 X SQ 5.5 M10	7.0	5.5	M10	0.55	B7000
F18823-77138	WES2B TAP ADAPTOR DIA 7.1 X SQ 5.6 M7	7.1	5.6	M7	0.55	B7000
F18823-77139	WES2B TAP ADAPTOR DIA 8.0 X SQ 6.0 M11	8.0	6.0	M11	0.55	B7000
F18823-77140	WES2B TAP ADAPTOR DIA 8.0 X SQ 6.2 M11	8.0	6.2	M11	0.55	B7000
F18823-77141	WES2B TAP ADAPTOR DIA 8.0 X SQ 6.2 M8	8.0	6.2	M8	0.55	B7000
F18823-77142	WES2B TAP ADAPTOR DIA 8.0 X SQ 6.3 M8	8.0	6.3	M8	0.55	B7000
F18823-77143	WES2B TAP ADAPTOR DIA 8.0 X SQ 6.3 M10	8.0	6.3	M10	0.55	B7000
F18823-77144	WES2B TAP ADAPTOR DIA 8.5 X SQ 6.5 M12	8.5	6.5	M12	0.55	B7000
F18823-77145	WES2B TAP ADAPTOR DIA 9.0 X SQ 7.0 M12	9.0	7.0	M12	0.55	B7000
F18823-77146	WES2B TAP ADAPTOR DIA 9.0 X SQ 7.1 M12	9.0	7.1	M12	0.55	B7000
F18823-77147	WES2B TAP ADAPTOR DIA 10.0 X SQ 8.0 M10	10.0	8.0	M10	0.50	B7000
F18823-77148	WES2B TAP ADAPTOR DIA 10.5 X SQ 8.0 M14	10.5	8.0	M14	0.50	B7000
F18823-77149	WES2B TAP ADAPTOR DIA 10.5 X SQ 8.0 M15	10.5	8.0	M15	0.50	B7000
F18823-77150	WES2B TAP ADAPTOR DIA 11.0 X SQ 9.0 M14	11.0	9.0	M14	0.50	B7000
F18823-77151	WES2B TAP ADAPTOR DIA 11.2 X SQ 9.0 M14	11.2	9.0	M14	0.50	B7000
F18823-77152	WES2B TAP ADAPTOR DIA 12.0 X SQ 9.0 M16	12.0	9.0	M16	0.50	B7000
F18823-77153	WES2B TAP ADAPTOR DIA 12.5 X SQ 10.0 M16	12.5	10.0	M16	0.50	B7000
F18823-77154	WES2B TAP ADAPTOR DIA 13.0 X SQ 10.0 M17	13.0	10.0	M17	0.50	B7000
F18823-77155	WES2B TAP ADAPTOR DIA 14.0 X SQ 11.0 M18	14.0	11.0	M18	0.48	B7000
F18823-77156	WES2B TAP ADAPTOR DIA 14.0 X SQ 11.2 M18	14.0	11.2	M18	0.48	B7000
F18823-77157	WES2B TAP ADAPTOR DIA 14.0 X SQ 11.2 M20	14.0	11.2	M20	0.48	B7000
F18823-77158	WES2B TAP ADAPTOR DIA 15.0 X SQ 12.0 M20	15.0	12.0	M20	0.48	B7000
F18823-77159	WES2B TAP ADAPTOR DIA 16.0 X SQ 12.0 M20	16.0	12.0	M20	0.48	B7000
F18823-77160	WES2B TAP ADAPTOR DIA 16.0 X SQ 12.5 M22	16.0	12.5	M22	0.45	B7000
F18823-77161	WES2B TAP ADAPTOR DIA 17.0 X SQ 13.0 M22	17.0	13.0	M22	0.45	B7000
F18823-77162	WES2B TAP ADAPTOR DIA 18.0 X SQ 14.0 M24	18.0	14.0	M24	0.45	B7000
F18823-77163	WES2B TAP ADAPTOR DIA 18.0 X SQ 14.5 M22	18.0	14.5	M22	0.45	B7000
F18823-77164	WES2B TAP ADAPTOR DIA 18.0 X SQ 14.5 M24	18.0	14.5	M24	0.45	B7000
F18823-77165	WES2B TAP ADAPTOR DIA 19.0 X SQ 15.0 M24	19.0	15.0	M24	0.45	B7000

TAPPING CHUCKS

WE1B - Tap adaptor without clutch



ADAPTOR RANGE	TAP RANGE	d	d1	d2	l1	l3	l4	l5
FWE 1B	M3-M12	30	19	19	17	4	21.5	7

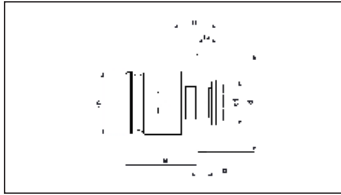
Part No.	Product name	DIA	SQ	Kgs	Group
F18811-77101	WE1B TAP ADAPTOR DIA 2.5 X SQ 2.1	2.5	2.1	0.07	B7000
F18811-77103	WE1B TAP ADAPTOR DIA 2.8 X SQ 2.1	2.8	2.1	0.07	B7000
F18811-77105	WE1B TAP ADAPTOR DIA 3.15 X SQ 2.5	3.15	2.5	0.07	B7000
F18811-77107	WE1B TAP ADAPTOR DIA 3.5 X SQ 2.7	3.5	2.7	0.07	B7000
F18811-77109	WE1B TAP ADAPTOR DIA 3.55 X SQ 2.8	3.55	2.8	0.07	B7000
F18811-77111	WE1B TAP ADAPTOR DIA 4.0 X SQ 3.0	4.0	3.0	0.06	B7000
F18811-77114	WE1B TAP ADAPTOR DIA 4.0 X SQ 3.15	4.0	3.15	0.06	B7000
F18811-77116	WE1B TAP ADAPTOR DIA 4.0 X SQ 3.2	4.0	3.2	0.06	B7000
F18811-77117	WE1B TAP ADAPTOR DIA 4.5 X SQ 3.4	4.5	3.4	0.06	B7000
F18811-77119	WE1B TAP ADAPTOR DIA 4.5 X SQ 3.55	4.5	3.55	0.06	B7000
F18811-77120	WE1B TAP ADAPTOR DIA 5.0 X SQ 4.0	5.0	4.0	0.06	B7000
F18811-77123	WE1B TAP ADAPTOR DIA 5.5 X SQ 4.5	5.5	4.5	0.06	B7000
F18811-77125	WE1B TAP ADAPTOR DIA 5.6 X SQ 4.5	5.6	4.5	0.06	B7000
F18811-77126	WE1B TAP ADAPTOR DIA 6.0 X SQ 4.5	6.0	4.5	0.06	B7000
F18811-77127	WE1B TAP ADAPTOR DIA 6.0 X SQ 4.9	6.0	4.9	0.06	B7000
F18811-77132	WE1B TAP ADAPTOR DIA 6.2 X SQ 5.0	6.2	5.0	0.06	B7000
F18811-77134	WE1B TAP ADAPTOR DIA 6.3 X SQ 5.0	6.3	5.0	0.06	B7000
F18811-77136	WE1B TAP ADAPTOR DIA 7.0 X SQ 5.5	7.0	5.5	0.06	B7000
F18811-77138	WE1B TAP ADAPTOR DIA 7.1 X SQ 5.6	7.1	5.6	0.06	B7000
F18811-77139	WE1B TAP ADAPTOR DIA 8.0 X SQ 6.0	8.0	6.0	0.06	B7000
F18811-77140	WE1B TAP ADAPTOR DIA 8.0 X SQ 6.2	8.0	6.2	0.06	B7000
F18811-77142	WE1B TAP ADAPTOR DIA 8.0 X SQ 6.3	8.0	6.3	0.06	B7000
F18811-77144	WE1B TAP ADAPTOR DIA 8.5 X SQ 6.5	8.5	6.5	0.06	B7000
F18811-77145	WE1B TAP ADAPTOR DIA 9.0 X SQ 7.0	9.0	7.0	0.06	B7000
F18811-77146	WE1B TAP ADAPTOR DIA 9.0 X SQ 7.1	9.0	7.1	0.06	B7000
F18811-77147	WE1B TAP ADAPTOR DIA 10.0 X SQ 8.0	10.0	8.0	0.06	B7000
F18811-77148	WE1B TAP ADAPTOR DIA 10.5 X SQ 8.0	10.5	8.0	0.06	B7000
F18811-77150	WE1B TAP ADAPTOR DIA 11.0 X SQ 9.0	11.0	9.0	0.06	B7000
F18811-77151	WE1B TAP ADAPTOR DIA 11.2 X SQ 9.0	11.2	9.0	0.06	B7000

WE1B Quick Change Tap Adaptor Without Clutch

TAPPING CHUCKS

Quick Change Tap Adaptor Without Clutch
WE2B

WE2B - Tap adaptor without clutch



ADAPTOR TYPE	TAP RANGE	d	d1	d2	l1	l3	l4	l5
FWE 2B	M5-M20	48	30	31	30	5	35	11

Part No.	Product name	DIA	SQ	Kgs	Group
F18812-77127	WE2B TAP ADAPTOR DIA 6.0 X SQ 4.9	6.0	4.9	0.25	B7000
F18812-77132	WE2B TAP ADAPTOR DIA 6.2 X SQ 5.0	6.2	5.0	0.25	B7000
F18812-77134	WE2B TAP ADAPTOR DIA 6.3 X SQ 5.0	6.3	5.0	0.25	B7000
F18812-77136	WE2B TAP ADAPTOR DIA 7.0 X SQ 5.5	7.0	5.5	0.25	B7000
F18812-77138	WE2B TAP ADAPTOR DIA 7.1 X SQ 5.6	7.1	5.6	0.25	B7000
F18812-77139	WE2B TAP ADAPTOR DIA 8.0 X SQ 6.0	8.0	6.0	0.25	B7000
F18812-77140	WE2B TAP ADAPTOR DIA 8.0 X SQ 6.2	8.0	6.2	0.25	B7000
F18812-77142	WE2B TAP ADAPTOR DIA 8.0 X SQ 6.3	8.0	6.3	0.25	B7000
F18812-77144	WE2B TAP ADAPTOR DIA 8.5 X SQ 6.5	8.5	6.5	0.25	B7000
F18812-77145	WE2B TAP ADAPTOR DIA 9.0 X SQ 7.0	9.0	7.0	0.25	B7000
F18812-77146	WE2B TAP ADAPTOR DIA 9.0 X SQ 7.1	9.0	7.1	0.25	B7000
F18812-77147	WE2B TAP ADAPTOR DIA 10.0 X SQ 8.0	10.0	8.0	0.25	B7000
F18812-77148	WE2B TAP ADAPTOR DIA 10.5 X SQ 8.0	10.5	8.0	0.25	B7000
F18812-77150	WE2B TAP ADAPTOR DIA 11.0 X SQ 9.0	11.0	9.0	0.25	B7000
F18812-77151	WE2B TAP ADAPTOR DIA 11.2 X SQ 9.0	11.2	9.0	0.25	B7000
F18812-77152	WE2B TAP ADAPTOR DIA 12.0 X SQ 9.0	12.0	9.0	0.24	B7000
F18812-77153	WE2B TAP ADAPTOR DIA 12.5 X SQ 10.0	12.5	10.0	0.24	B7000
F18812-77154	WE2B TAP ADAPTOR DIA 13.0 X SQ 10.0	13.0	10.0	0.24	B7000
F18812-77155	WE2B TAP ADAPTOR DIA 14.0 X SQ 11.0	14.0	11.0	0.24	B7000
F18812-77156	WE2B TAP ADAPTOR DIA 14.0 X SQ 11.2	14.0	11.2	0.24	B7000
F18812-77158	WE2B TAP ADAPTOR DIA 15.0 X SQ 12.0	15.0	12.0	0.24	B7000
F18812-77159	WE2B TAP ADAPTOR DIA 16.0 X SQ 12.0	16.0	12.0	0.20	B7000
F18812-77160	WE2B TAP ADAPTOR DIA 16.0 X SQ 12.5	16.0	12.5	0.20	B7000
F18812-77161	WE2B TAP ADAPTOR DIA 17.0 X SQ 13.0	17.0	13.0	0.20	B7000
F18812-77162	WE2B TAP ADAPTOR DIA 18.0 X SQ 14.0	18.0	14.0	0.20	B7000
F18812-77163	WE2B TAP ADAPTOR DIA 18.0 X SQ 14.5	18.0	14.5	0.20	B7000
F18812-77165	WE2B TAP ADAPTOR DIA 19.0 X SQ 15.0	19.0	15.0	0.20	B7000

TAPPING CHUCKS

TAP SHANK DIMENSIONS TO - ISO / DIN / JIS

Dimension Dia x Square	ISO 529	DIN 352	DIN 371	DIN 374	DIN 376	JIS STANDARDS
2.8 X 2.1	-	-	M1.8 & M2	-	-	-
3.15 X 2.5	M3 & M4	-	-	-	-	-
3.5 X 2.7	-	M3	M3	M5	M5	-
3.55 X 2.8	M3.5 & M4.5	-	-	-	-	-
4 X 3	-	M4	M3.5	-	-	M3 & M3.5
4 X 3.15	M4 & M5	-	-	-	-	-
4.5 X 3.4	-	M4	M4	M6	M6	-
4.5 X 3.55	M6	-	-	-	-	-
5 X 4	M5	-	-	-	-	M4 & M4.5
5.5 X 4.5	-	-	-	-	-	M5
6 X 4.5	-	-	-	-	-	M5
6 X 4.9	-	M5, M6 & M8	M5 & M6	M8	M8	-
6.2 X 5	-	-	-	-	-	M7 & M8
6.3 X 5	M6 & M8	-	-	-	-	-
7 X 5.5	-	M10	-	M10	M10	M9 & M10
8 X 6.2	-	-	M8	-	-	M11
8 X 6.3	M8 & M10	-	-	-	-	-
8.5 X 6.5	-	-	-	-	-	M12
9 X 7	-	M12	-	M12	M12	-
9 X 7.1	M12	-	-	-	-	-
10 X 8	M10	-	M10	-	-	-
10.5 X 8	-	-	-	-	-	M14
11 X 9	-	M14	-	M14	M14	-
11.2 X 9	M14	-	-	-	-	-
12 X 9	-	M16	-	M16	M16	-
12.5 X 10	M16	-	-	-	-	M16
13 X 10	-	-	-	-	-	M17
14 X 11	-	M18	-	M18	M18	M18
14 X 11.2	M18 & M20	-	-	-	-	-
15 X 12	-	-	-	-	-	M20
16 X 12	-	M20	-	M20	M20	-
16 X 12.5	M22	-	-	-	-	-
17 X 13	-	-	-	-	-	M22
18 X 14	M24	-	-	-	-	-
18 X 14.5	-	M22 & M24	-	M22 & M24	M22 & M24	-
19 X 15	-	-	-	-	-	M24
20 X 15	-	-	-	-	-	M27
20 X 16	M27 & M30	M27	-	M27	M27	-
22 X 18	-	M30	-	M30	M30	-
22.4 X 18	M33	-	-	-	-	-
23 X 17	-	-	-	-	-	M30
25 X 20	M36	M33	-	M33	M33	-
28 X 22	-	M36	-	M36	M36	-
28 X 22.4	M39 & M42	-	-	-	-	-
31.5 X 25	M45 & M48	-	-	-	-	-
32 X 24	-	M39 & M42	-	M39 & M42	M39 & M42	-
36 X 29	-	M45 & M48	-	M45 & M48	M45 & M48	-

SYNCHRO CHUCKS

*Falcon synchro chucks compensate for the length error caused by the spindle backlash and achieve optimum performance from taps.

*Minimum length compensation for rigid tapping with compression and expansion +/- 0.50mm.

*Through coolant facility.

*High concentricity allows high speed tapping.

*Clamping with normal ER tap collets allows more range.

*Reduction of pressure on the thread flanks increase tap life.

*Better thread quality.

*Compensation of the synchronization error (pitch & feed error).

*These chucks are available in

*BT(MAS 403)

*SK(DIN69871)

*HSK A(69893)

*PARALLEL SHANKS (DIN1835 FORM-B & FORM-E)

*Available in following range,

*ER16 – M3 to M12

*ER20 – M3 to M16

*ER25 – M3 to M20

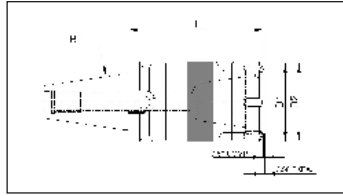
*ER32 – M4 to M27

*ER40 – M6 to M33

SYNCHRO CHUCKS

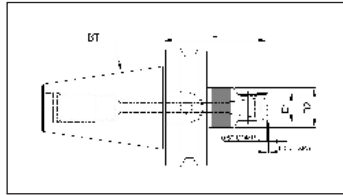

BT (DIN ISO 7388-2) (MAS 403)

BT40 - synchro chucks



Part No.	Product name	Taper	D1	D2	L	Size	Clamping range	Tap Size	Compression	Expansion	Kgs	Group
F1B409X-STC16079	BT40 ADB SYNCHRO TAP.CHUCK ER16 079	40	28	34	79	ER16	3.15 – 10	M3 – M12	0.5	0.5	1.20	B7000
F1B409X-STC20085	BT40 ADB SYNCHRO TAP.CHUCK ER20 085	40	35	34	85	ER20	3.5 – 12	M3 – M16	0.5	0.5	1.28	B7000
F1B409X-STC25089	BT40 ADB SYNCHRO TAP.CHUCK ER25 089	40	42	34	89	ER25	3.5 – 16	M3 – M20	0.5	0.5	1.35	B7000
F1B409X-STC32110	BT40 ADB SYNCHRO TAP.CHUCK ER32 110	40	50	45	110	ER32	3.5 – 20	M4 – M27	0.5	0.5	1.64	B7000
F1B409X-STC40115	BT40 ADB SYNCHRO TAP.CHUCK ER40 115	40	63	62	115	ER40	4.0 – 25	M6 – M33	0.5	0.5	2.30	B7000

BT50 - Synchro chucks

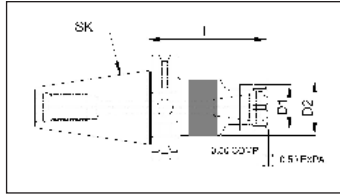


Part No.	Product name	Taper	D1	D2	L	Size	Clamping range	Tap Size	Compression	Expansion	Kgs	Group
F1B509X-STC16095	BT50 ADB SYNCHRO TAP.CHUCK ER16 095	50	28	34	95	ER16	3.15 – 10	M3 – M12	0.5	0.5	3.79	B7000
F1B509X-STC20100	BT50 ADB SYNCHRO TAP.CHUCK ER20 100	50	35	34	100	ER20	3.5 – 12	M3 – M16	0.5	0.5	3.87	B7000
F1B509X-STC25110	BT50 ADB SYNCHRO TAP.CHUCK ER25 110	50	42	34	110	ER25	3.5 – 16	M3 – M20	0.5	0.5	3.95	B7000
F1B509X-STC32120	BT50 ADB SYNCHRO TAP.CHUCK ER32 120	50	50	45	120	ER32	3.5 – 20	M4 – M27	0.5	0.5	4.16	B7000
F1B509X-STC40120	BT50 ADB SYNCHRO TAP.CHUCK ER40 120	50	63	62	120	ER40	4.0 – 25	M6 – M33	0.5	0.5	4.89	B7000

SYNCHRO CHUCKS

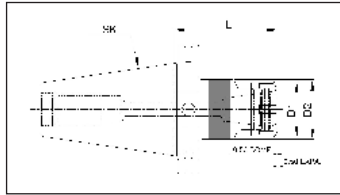
SK (DIN ISO 7388-1) (DIN 69871)

SK40 - Synchro chucks



Part No.	Product name	Taper	D1	D2	L	Size	Clamping range	Tap Size	Compression	Expansion	Kgs	Group
F1S409X-STC16079	SK40 ADB SYNCHRO TAP.CHUCK ER16 079	40	28	34	79	ER16	3.15 – 10	M3 – M12	0.5	0.5	1.04	B7000
F1S409X-STC20080	SK40 ADB SYNCHRO TAP.CHUCK ER20 080	40	35	34	80	ER20	3.5 – 12	M3 – M16	0.5	0.5	1.09	B7000
F1S409X-STC25084	SK40 ADB SYNCHRO TAP.CHUCK ER25 084	40	42	34	84	ER25	3.5 – 16	M3 – M20	0.5	0.5	1.16	B7000
F1S409X-STC32095	SK40 ADB SYNCHRO TAP.CHUCK ER32 095	40	50	45	95	ER32	3.5 – 20	M4 – M27	0.5	0.5	1.41	B7000
F1S409X-STC40120	SK40 ADB SYNCHRO TAP.CHUCK ER40 120	40	63	62	120	ER40	4.0 – 25	M6 – M33	0.5	0.5	2.10	B7000

SK50 - Synchro chucks

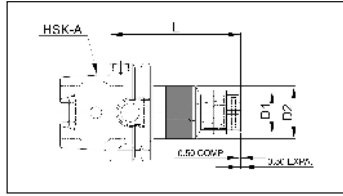


Part No.	Product name	Taper	D1	D2	L	Size	Clamping range	Tap Size	Compression	Expansion	Kgs	Group
F1S509X-STC16079	SK50 ADB SYNCHRO TAP.CHUCK ER16 079	50	28	34	79	ER16	3.15 – 10	M3 – M12	0.5	0.5	2.83	B7000
F1S509X-STC20080	SK50 ADB SYNCHRO TAP.CHUCK ER20 080	50	35	34	80	ER20	3.5 – 12	M3 – M16	0.5	0.5	2.91	B7000
F1S509X-STC25084	SK50 ADB SYNCHRO TAP.CHUCK ER25 084	50	42	34	84	ER25	3.5 – 16	M3 – M20	0.5	0.5	3.01	B7000
F1S509X-STC32095	SK50 ADB SYNCHRO TAP.CHUCK ER32 095	50	50	45	95	ER32	3.5 – 20	M4 – M27	0.5	0.5	3.41	B7000
F1S509X-STC40105	SK50 ADB SYNCHRO TAP.CHUCK ER40 105	50	63	62	105	ER40	4.0 – 25	M6 – M33	0.5	0.5	3.93	B7000

SYNCHRO CHUCKS

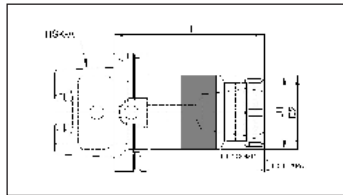
HSK (DIN 69893)

HSK A63 - Synchro chucks



Part No.	Product name	Taper	D1	D2	L	Size	Clamping range	Tap Size	Compression	Expansion	Kgs	Group
F1A063X-STC16089	HSK A63 SYNCHRO TAP. CHUCK ER16 089	A63	28	34	89	ER16	3.15 – 10	M3 – M12	0.5	0.5	0.85	B7000
F1A063X-STC20090	HSK A63 SYNCHRO TAP. CHUCK ER20 090	A63	35	34	90	ER20	3.5 – 12	M3 – M16	0.5	0.5	0.93	B7000
F1A063X-STC25094	HSK A63 SYNCHRO TAP. CHUCK ER25 094	A63	42	34	94	ER25	3.5 – 16	M3 – M20	0.5	0.5	1.00	B7000
F1A063X-STC32105	HSK A63 SYNCHRO TAP. CHUCK ER32 105	A63	50	45	105	ER32	3.5 – 20	M4 – M27	0.5	0.5	1.31	B7000
F1A063X-STC40133	HSK A63 SYNCHRO TAP. CHUCK ER40 133	A63	63	62	133.5	ER40	4.0 – 25	M6 – M33	0.5	0.5	1.95	B7000

HSK A100 - Synchro chucks

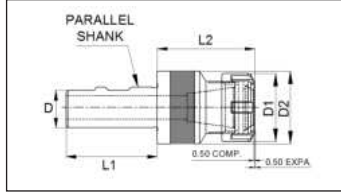


Part No.	Product name	Taper	D1	D2	L	Size	Clamping range	Tap Size	Compression	Expansion	Kgs	Group
F1A100X-STC16096	HSK A100 SYNCHRO TAP. CHUCK ER16 096	A100	28	34	96	ER16	3.15 – 10	M3 – M12	0.5	0.5	2.19	B7000
F1A100X-STC20097	HSK A100 SYNCHRO TAP. CHUCK ER20 097	A100	35	34	97	ER20	3.5 – 12	M3 – M16	0.5	0.5	2.27	B7000
F1A100X-STC25101	HSK A100 SYNCHRO TAP. CHUCK ER25 101	A100	42	34	101	ER25	3.5 – 16	M3 – M20	0.5	0.5	2.34	B7000
F1A100X-STC32110	HSK A100 SYNCHRO TAP. CHUCK ER32 110	A100	50	45	110	ER32	3.5 – 20	M4 – M27	0.5	0.5	2.67	B7000
F1A100X-STC40133	HSK A100 SYNCHRO TAP. CHUCK ER40 133	A100	63	62	133	ER40	4.0 – 25	M6 – M33	0.5	0.5	3.29	B7000

SYNCHRO CHUCKS

PARALLEL SHANK (DIN1835 B+E)

PARALLEL SHANK - Synchro chucks



Part No.	Product name	D	D1	D2	L1	L2	Size	Clamping range	Tap Size	Compression	Expansion	Kgs	Group
F1PS20X-STC16058	PS20 SYNCHRO TAP. CHUCK ER16 058	20	28	34	51	58	ER16	3.15 – 10	M3 – M12	0.5	0.5	0.31	B7000
F1PS25X-STC16060	PS25 SYNCHRO TAP. CHUCK ER16 060	25	28	34	56	60	ER16	3.15 – 10	M3 – M12	0.5	0.5	0.41	B7000
F1PS25X-STC20061	PS25 SYNCHRO TAP. CHUCK ER20 061	25	35	34	56	61	ER20	3.5 – 12	M3 – M16	0.5	0.5	0.49	B7000
F1PS25X-STC25065	PS25 SYNCHRO TAP. CHUCK ER25 065	25	42	34	56	65	ER25	3.5 – 16	M3 – M20	0.5	0.5	0.55	B7000
F1PS25X-STC32087	PS25 SYNCHRO TAP. CHUCK ER32 069	25	50	45	56	87	ER32	3.5 – 20	M4 – M27	0.5	0.5	0.71	B7000
F1PS32X-STC40108	PS32 SYNCHRO TAP. CHUCK ER40 108	32	63	62	61	108.5	ER40	4.0 – 25	M6 – M33	0.5	0.5	0.69	B7000



Falcon Toolings

SF. No. 205 / 1 & 2, Kalapatti, Coimbatore - 641 048, India

Ph : +91 (422) 266 6156 , +91 (422) 266 6322

Email : sales@falcontoolings.com

Web: www.falcontoolings.com